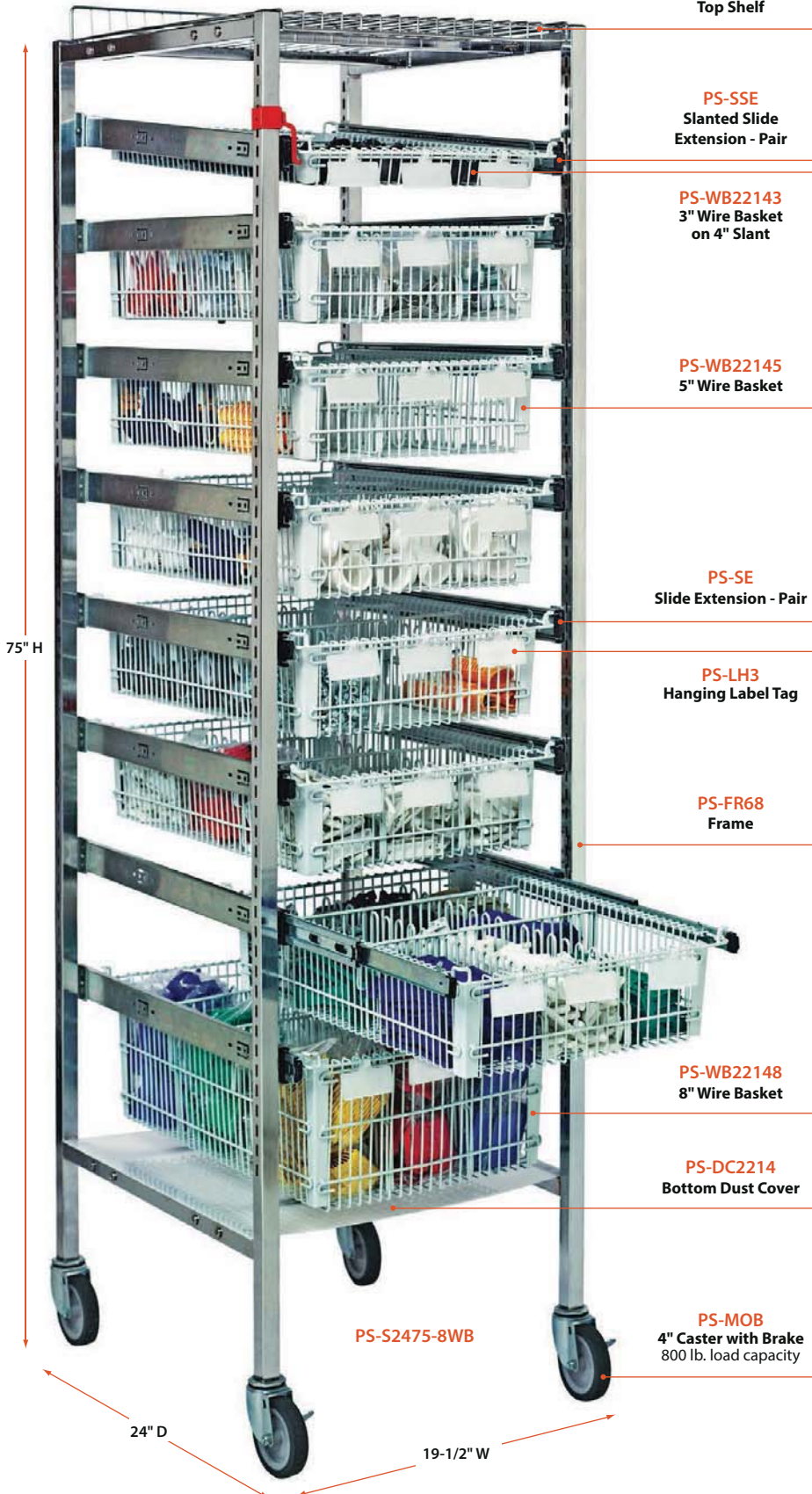


PARtition Store Pull Out Basket Carts

NEW

Pull out basket storage organize and transport your storage tools and needed parts.



PS-TS22184
Top Shelf

PS-SSE
Slanted Slide
Extension - Pair

PS-WB22143
3" Wire Basket
on 4" Slant

PS-WB22145
5" Wire Basket

PS-SE
Slide Extension - Pair

PS-LH3
Hanging Label Tag


PS-FR68
Frame

PS-WB22148
8" Wire Basket

PS-DC2214
Bottom Dust Cover

PS-S2475-8WB

PS-MOB
4" Caster with Brake
800 lb. load capacity



PS-RSS
Red Safety Stop

Used to secure wire baskets from sliding out when used on slanted slide.



PS-LH3
Hanging Label Tag

● Clear ● Red ● Yellow ● Blue ● Green
Fits 1-3/8"H x 3"W adhesive label.
Package of 25.
(Sold separately)

SEK
MEDICAL

**IS YOUR STORAGE
SOLUTION**



LOWEST PRICE GUARANTEED!



PARTition Store Starter Unit

NEW

Starter units come complete with 2 frames, 4 cross bars, top wire shelf, full extension slides, bottom dust cover and four 4" H casters, 2 with brakes.



PS-S2475-8WB

Starter Unit with Wire Baskets
24"D x 19-1/2"W x 75"H

- 1 - 3" wire basket with 2 long & 2 short-dividers
- 6 - 5" wire baskets with 2 long & 2 short-dividers
- 1 - 8" wire basket with 2 long & 2 short-divider
- 1 - safety stop
- 1 - bottom dust cover
- 25 - PS-LH3 Clear hanging label tags



PS-S2475-8PT

Starter Unit with Plastic Mesh Baskets
24"D x 19-1/2"W x 75"H

- 7 - 4" plastic baskets with 1 Long & 2 Short-Dividers
- 1 - 8" plastic baskets with 1 Long & 1 Short-Divider
- 1 - safety stop
- 1 - bottom dust cover



PS-S2475-7S

Starter Unit with Wire Shelves
24"D x 19-1/2"W x 75"H

- 7 - wire shelves on slides
- 1 - bottom dust cover
- 25 - PS-LH3 Clear hanging label tags

PARTition Store Add-On Unit

Add-on units come complete with 1 frames, 4 cross bars, top wire shelf, full extension slides, bottom dust cover and two 4" H casters, 1 with brake.

800 lb.
LOAD CAPACITY

EXPAND YOUR STARTER UNIT WITH AN ADD-ON UNIT



PS-A2475-8WB

Add-on with Wire Baskets



PS-A2475-8PT

Add-on with Plastic Mesh Baskets



PS-A2475-7S

Add-on with Wire Shelves

PARtition Store Single Bay Carts

NEW

- Designed for transport of tools and needed parts
- All-welded 1" square tubular epoxy-coated steel frame
- Sturdy base with solid shelf

HEAVY-DUTY PULL OUT BASKET TRANSPORT CARTS



PS-SBC58-6WB

29-1/2"D x 25"W x 58-1/2"H

- 1 - 3" wire basket with 2 long & 2 short dividers
- 4 - 5" wire baskets with 2 long & 2 short dividers
- 1 - 8" wire basket with 2 long & 2 short dividers
- 25 - PS-LH3 Clear hanging label tags

PS-SBC58-6PT

29-1/2"D x 25"W x 58-1/2"H

- 5 - 4" plastic baskets
- 1 - 8" plastic baskets

PS-SBC58-6S

29-1/2"D x 25"W x 58-1/2"H

- 6 - wire shelves
- 25 - PS-LH3 Clear hanging label tags

FULL CAPACITY COMPARTMENTS

1,200 lb.
LOAD CAPACITY



PS-SBC58-6WB
Wire Basket



PS-SBC58-6PT
Plastic Mesh Baskets



PS-SBC58-6S
Wire Shelves



**LOWEST PRICE
GUARANTEED!**



DOUBLE BAY HEAVY-DUTY PULL OUT BASKET TRANSPORT CARTS



PS-DBC-14PT
Cart with Plastic Mesh Baskets
29-1/2"D x 44"W x 74-1/2"H
14 - 4" plastic baskets

PS-DBC-7WB7S
Cart with Wire Baskets & Shelves
29-1/2"D x 44"W x 74-1/2"H
7 - 5" wire baskets with 2 long & 2 short dividers
7 - wire shelves on slides
50 - PS-LH3 Clear hanging label tags

Also available:
PS-DBC-14WB
Cart with Wire Baskets
29-1/2"D x 44"W x 74-1/2"H
14 - 5" wire baskets with 2 long & 2 short dividers
50 - PS-LH3 Clear hanging label tags

PS-DBC-14S
Cart with Wire Shelves
29-1/2"D x 44"W x 74-1/2"H
14 - wire shelves on slides
50 - PS-LH3 Clear hanging label tags

PARTition Store Double Bay Carts

NEW





- Designed for transport of tools and needed parts
- All-welded 1-1/2" square tubular epoxy-coated steel frame
- Sturdy base with solid shelf insert
- 5" quiet poly swivel casters
- Standard donut bumpers on corners which protect walls and provide cushion impact
- Accessories include dividers and label holders
- Custom configurations are available, call a product specialist for details

1,200 lb. LOAD CAPACITY

Accessories

Wire Options

Plastic Options



Wire Options

- A **PS-WB22143**
3" Wire Basket
22" x 14" x 3"
- B **PS-WB22145**
5" Wire Basket
22" x 14" x 5"
- C **PS-WB22148**
8" Wire Basket
22" x 14" x 8"
- D **PS-SE**
Slide Extension - Pair
PS-SSE
Slant Slide Extension - Pair
- E **PS-WS2414**
Flat Shelf Available in:
- White
- Chrome
- F **PS-TS22184WT**
White Top Shelf
- G **PS-TS22184C**
Chrome Top Shelf

- H **PS-WBLD-3**
3" Basket Long Divider
PS-WBSD-3
3" Basket Short Divider
- I **PS-WBLD-5**
5" Basket Long Divider
PS-WBSD-5
5" Basket Short Divider
- J **PS-WBLD-8**
8" Basket Long Divider
PS-WBSD-8
8" Basket Short Divider

Plastic Options

- A **PS-PT16242**
2" Solid Basket
24" x 16" x 2"
- B **PS-PMT16244**
4" Mesh Basket
24" x 16" x 4"
- C **PS-PT16244**
4" Solid Basket
24" x 16" x 4"
- D **PS-PMT16248**
8" Mesh Basket
24" x 16" x 8"
- E **PS-DC2214**
Bottom Dust Cover
22" x 14"
- F **PS-PLD2**
2" Tray Long Divider
PS-PSD2
2" Tray Short Divider
PS-PLD4
4" Tray Long Divider
- PS-PSD4**
4" Tray Short Divider
PS-PLD8
8" Tray Long Divider
PS-PSD8
8" Tray Short Divider
- G **PS-PTS**
Tray Stop
- H **PS-PDH**
Divider Holder
- I **PS-PLH**
Label Holder
- J **PS-PDL**
Divider Lock
- K **PS-LH3**
1-3/8" x 3"
Hanging Label Tag
Available in:
- Clear - Red - Yellow
- Blue - Green

WIRE AND PLASTIC
OPTIONS AVAILABLE